

CCIL All Sovereign Bonds Index (CASBI)

Introduction

The government securities market is considered as the backbone of fixed income securities market and is the prime funding avenue for the government. It serves as a benchmark for portfolio management, an indicator of market performance and development, and also forms the basis for derivative products like options and futures. CASBI index is designed to capture the performance of the bond market due to broad movement of rates across tenors. The index comprises 31 securities spread across all tenors.

BOND INCLUSION RULES

Data: At least one representative bond from each of the maturity years of the currently outstanding bonds

Issuer: Central Government

Price: Volume weighted average price (VWAP) or model price when there are no trades

Tenor: Minimum tenor is 1.5 years (Residual maturity on the index resetting date is considered)

Base Date: December 31, 2003

Base Value: 1000

Weighting: Market Capitalization

Rebalancing: Monthly

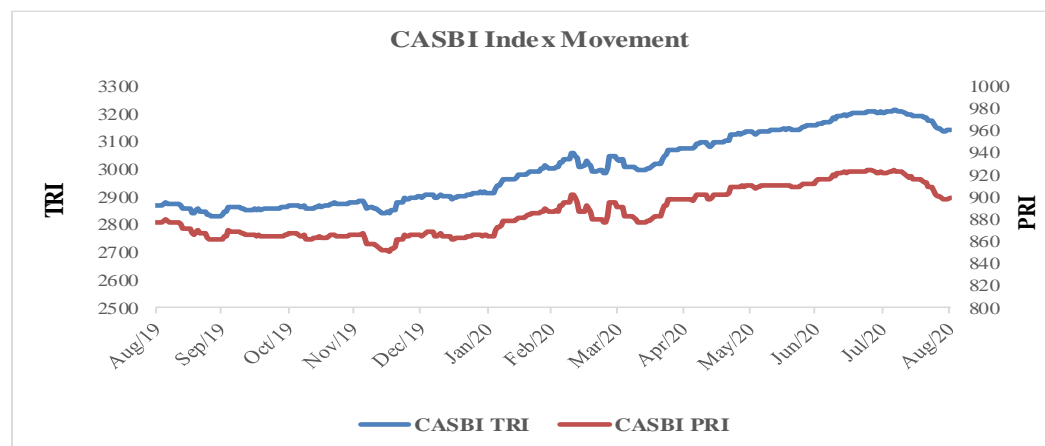
No. of Bonds: 31

CASBI Index Constituents - Aug-20

8.20% GS 2022 (0.36%)	6.45% GS 2029 (16.51%)	8.30% GS 2042 (0.13%)
8.35% GS 2022 (0.4%)	5.79% GS 2030 (34.78%)	9.23% GS 2043 (0.05%)
7.68% GS 2023 (1.21%)	6.68% GS 2031 (1.16%)	8.17% GS 2044 (0.05%)
7.32% GS 2024 (3.88%)	7.95% GS 2032 (0.51%)	8.13% GS 2045 (0.06%)
6.18% GS 2024 (4.8%)	7.57% GS 2033 (2.64%)	7.06% GS 2046 (0.03%)
5.22% GS 2025 (5.54%)	6.19% GS 2034 (16.61%)	7.72% GS 2049 (0%)
7.59% GS 2026 (1.4%)	7.40% GS 2035 (0.26%)	7.16% GS 2050 (0.57%)
7.27% GS 2026 (3.02%)	8.33% GS 2036 (0.03%)	6.62% GS 2051 (0.13%)
8.24% GS 2027 (0.68%)	6.83% GS 2039 (0.14%)	7.72% GS 2055 (0.14%)
6.79% GS 2027 (2.17%)	8.30% GS 2040 (0%)	
7.17% GS 2028 (2.69%)	8.83% GS 2041 (0.04%)	

Note: Note: (1) Figure in paranthesis indicates the market share of respective security based on its traded volume as of the previous month. Non-traded securities would have 0% market share.

INDEX MOVEMENT



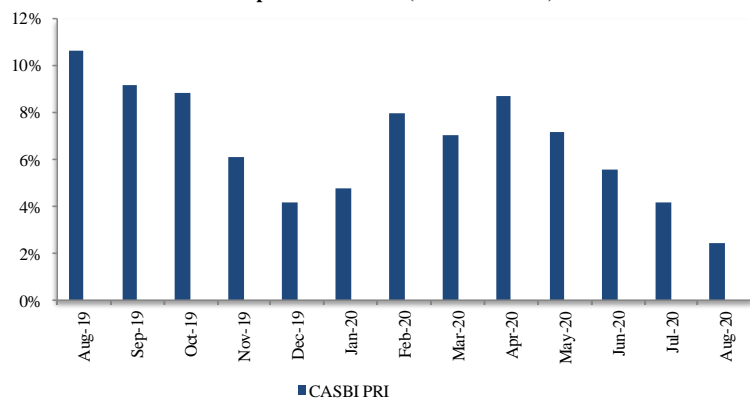
INDEX LEVELS

Date	CASBITRI	CASBIPRI	CASBI COUPON	CASBI DURATION
31-Aug-19	2867.7372	876.9328	7.6485	8.3345
31-Jul-20	3205.9767	922.2630	7.4849	8.5457
31-Aug-20	3142.4726	898.6174	7.4713	8.4267

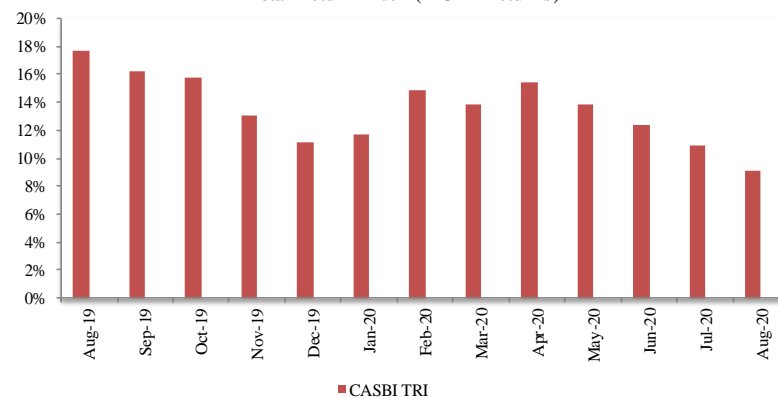
INDEX PERFORMANCE

Month-over-month Return(%)										
Period	CASBI TRI					CASBI PRI				
	2016	2017	2018	2019	2020	2016	2017	2018	2019	2020
Jan	0.14%	0.95%	-0.39%	0.06%	0.57%	-0.26%	0.36%	-1.03%	-0.59%	-0.03%
Feb	-0.22%	-3.03%	-1.15%	-0.18%	2.97%	-0.87%	-3.66%	-1.77%	-0.78%	2.44%
Mar	3.06%	1.61%	3.13%	2.02%	1.06%	2.44%	0.96%	2.50%	1.37%	0.47%
Apr	1.21%	-0.17%	-1.71%	-0.19%	1.35%	0.58%	-0.81%	-2.39%	-0.84%	0.79%
May	0.70%	1.79%	-0.04%	3.49%	1.96%	0.06%	1.21%	-0.70%	2.93%	1.43%
Jun	1.27%	2.12%	-0.12%	2.39%	0.82%	0.64%	1.75%	-0.56%	2.03%	0.45%
Jul	3.19%	0.66%	0.86%	2.84%	1.40%	2.61%	0.06%	0.21%	2.29%	0.86%
Aug	1.72%	0.20%	-0.22%	-0.27%	-2.00%	1.12%	-0.41%	-0.89%	-0.87%	-2.60%
Sep	1.23%	-0.06%	0.39%	-1.10%		0.63%	-0.67%	-0.27%	-1.71%	
Oct	0.68%	-0.21%	1.54%	1.10%		0.07%	-0.84%	0.90%	0.51%	
Nov	4.39%	-0.68%	3.19%	0.49%		3.89%	-1.32%	2.60%	-0.10%	
Dec	-2.91%	-0.79%	2.45%	0.53%		-3.56%	-1.43%	1.86%	-0.07%	

Principal Return Index (Y-O-Y Returns)



Total Return Index (Y-O-Y Returns)



DISCLAIMER:

This document contains data/information relating to the construction of CCIL Indices and is for information purpose only. Data/information in this document is subject to change without prior notice. CCIL or its agents makes no representations or warranties, express or implied about the completeness, accuracy, reliability or suitability of this document. CCIL or its agents accepts no liability for direct, indirect, incidental or consequential damages, losses arising out of, or in connection with the use of data/information provided in this document. All proprietary rights, statutory or otherwise, in this document shall remain exclusive property of CCIL and any reproduction, distribution or modification is prohibited except with explicit approval of CCIL.

Economic Research Department

The Clearing Corporation of India Limited, CCIL Bhavan, College Lane, off S K Bole Road, Dadar (West), Mumbai - 400 028, Phone: 6154 6587/6581, res_sur@ccilindia.co.in